


## T5 Troffer

The Grid T5 is a high-quality diffused troffer luminaire for recessed and surface applications. It features a white polyester powder-coated sheet-steel body and a wide range of diffusing medium.

T5 lamp sources and electronic control gear are utilised for optimum performance.

Recessed luminaires include a 1.5m supply flex and plug as standard



## Applications

- Schools
- Offices
- Hospitals
- Libraries
- Retail

## Mounting

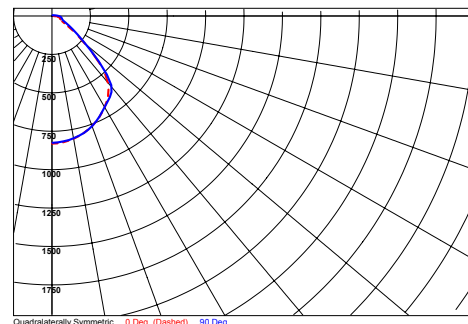
- T-Bar Recessed
- Plaster Recessed
- Surface Mounted
- Suspended

## Options

- Lay-in Lens
- Dimmable Ballasts
- DALI
- Emergency Kit

## Optics

- Y12 prismatic
- Y15 prismatic
- Y19 prismatic
- Y19 ST silvertint prismatic
- Y5 Fine rib
- Y7 Course rib
- Refer OEM Pages for lens details.
- Other diffusers available upon request.



LBGT300282YP19 2x28wT5 YP19 Pattern Lens  
Test Report LSA9529.

# T5 Diffused Recessed

# T-Bar

## Grid T5 T-Bar

Cat No	Wattage	Mounting	L	W	H
GRID300141Y12	1x14w	T-Bar	590	290	60
GRID300241Y12	1x24w	T-Bar	590	290	60
GRID300281Y12	1x28w	T-Bar	1190	290	60
GRID300541Y12	1x54w	T-Bar	1190	290	60
GRID300142Y12	2x14w	T-Bar	590	290	60
GRID300242Y12	2x24w	T-Bar	590	290	60
GRID300282Y12	2x28w	T-Bar	1190	290	60
GRID300542Y12	2x54w	T-Bar	1190	290	60

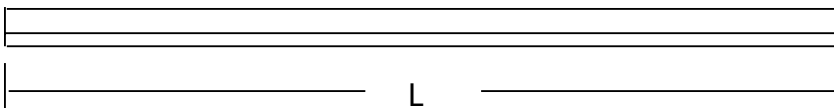
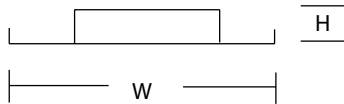


Recessed T-Bar

### Notes:

- DSI Dimming add suffix “DSI” to Cat No.
- DALI Dimming add suffix “DALI” to Cat No.
- Air Slots substitute “AT” for “GT” in Cat No.
- Replace “Y12” suffix in Cat # with other lens types as required (See front page)
- Emergency add suffix “EM” to Cat No.

### Dimensional Detail



T5 Plaster					
Cat No	Wattage	Mounting	L	W	H
PLAS150141Y12	1x14w	Plaster	590	150	95
PLAS150241Y12	1x24w	Plaster	590	150	95
PLAS150281Y12	1x28w	Plaster	1190	150	95
PLAS150541Y12	1x54w	Plaster	1190	150	95
PLAS220142Y12	2x14w	Plaster	590	220	90
PLAS220242Y12	2x24w	Plaster	590	220	90
PLAS220282Y12	2x28w	Plaster	1190	220	90
PLAS220542Y12	2x54w	Plaster	1190	220	90
PLAS600143Y12	3x14w	Plaster	590	590	60
PLAS600243Y12	3x24w	Plaster	590	590	60
PLAS600283Y12	3x28w	Plaster	1190	590	60
PLAS600543Y12	3x54w	Plaster	1190	590	60
PLAS600144Y12	4x14w	Plaster	590	590	60
PLAS600244Y12	4x24w	Plaster	590	590	60
PLAS600284Y12	4x28w	Plaster	1190	590	60
PLAS600544Y12	4x54w	Plaster	1190	590	60

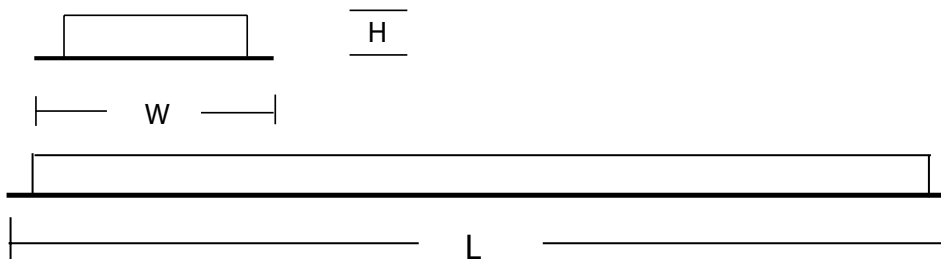


Recessed Plaster

Notes:

- DSI Dimming add suffix “DSI” to Cat No.
- DALI Dimming add suffix “DALI” to Cat No.
- Replace “Y12” suffix in Cat No. with other lens types as required (See front page)
- Emergency add suffix “EM” to Cat No.

Dimensional Detail



T5 Surface					
Cat No	Wattage	Mounting	L	W	H
SM150141Y12	1x14w	Surface	630	150	90
SM150241Y12	1x24w	Surface	630	150	90
SM150281Y12	1x28w	Surface	1230	150	90
SM150541Y12	1x54w	Surface	1230	150	90
SM220142Y12	2x14w	Surface	590	220	90
SM220242Y12	2x24w	Surface	590	220	90
SM220282Y12	2x28w	Surface	1190	220	90
SM220542Y12	2x54w	Surface	1190	220	90
SM600143Y12	3x14w	Surface	590	590	60
SM600243Y12	3x24w	Surface	590	590	60
SM600283Y12	3x28w	Surface	1190	590	60
SM600543Y12	3x54w	Surface	1190	590	60
SM600144Y12	4x14w	Surface	590	590	60
SM600244Y12	4x24w	Surface	590	590	60
SM600284Y12	4x28w	Surface	1190	590	60
SM600544Y12	4x54w	Surface	1190	590	60



Surface Mount

Notes:

- DSI Dimming add suffix “DSI” to Cat No.
- DALI Dimming add suffix “DALI” to Cat No.
- Replace “Y12” suffix in Cat # with other lens types as required (See front page)
- Suspended Substitute “SUS” for “SM” in Cat No:
- Emergency add suffix “EM” to Cat No.

Dimensional Detail

